



ST Series

Mobile Storage Cart



Flexible Support in the Clinical Space

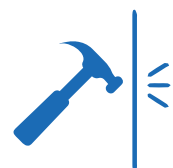
Efficiency, organization, and accessibility are paramount in the fast-paced world of healthcare. Skytron's ST Series Mobile Storage Carts are designed to elevate your medical facility's storage capabilities, streamline workflows, and enhance patient care. Thoughtfully engineered for medical use, these cabinets provide functionality and practicality to your clinical environment.

Vital to Your Clinical Setting

- Maintains organization and efficiency in the clinical setting
- Mobility allows for the flexibility of conforming to different clinical tasks
- Maximize your limited space with enhanced space optimization
- Be prepared in times of emergency with organized and mobile storage
- Tailor your cart to your specific specialty needs
- Control infection spread with an easy-to-clean cart surface
- Angle-oriented shelving design for better visibility and accessibility



Fully
Configurable
Menu



Durable
Construction



Mobile for
Flexible Use

Accessories

Our accessories help optimize organization and streamline workflows within the clinical space. The ST Series Mobile Storage Cart can be configured to accommodate your specific facility needs. Improve operations and patient care efficiency among your dynamic and rapidly-changing workplace with a purposefully designed mobile cart system that adapts to all healthcare demands.



FI105316

- 2" Deep Clear Plastic Bin with Stopper (16"W x 24"D)



FI105319

- 4" Deep Clear Plastic Bin with Stopper (16"W x 24"D)



FI105322

- 8" Deep Clear Plastic Bin with Stopper (16"W x 24"D)




FI100554

- 24" Deep - Steel Single Wide Shelf Deep (16"W x 24"D)



FI100517

- 24" Deep Shelf Divider (16"W x 24"D)



FI100620

- 24" Deep - Steel Single Wide Heavy Duty Shelf With Cross Support (16"W x 24"D)

FI100632

- 16" Deep Steel Catheter Slide (16"W x 24"D, 6 Hooks)

FI100629

- 24" Deep Steel Catheter Slide (16"W x 24"D, 9 Hooks)
- Also available in 6 hooks




FI105317

- 2" Long (24"D) Clear Plastic Bin Divider

FI105318

- 2" Short (16"W) Clear Plastic Bin Divider



FI105320

- 4" Long (24"D) Clear Plastic Bin Divider

FI105321

- 4" Short (16"W) Clear Plastic Bin Divider



FI105323

- 8" Long (24"D) Clear Plastic Bin Divider

FI105324

- 8" Short (16"W) Clear Plastic Bin Divider



FI1624LDR

- 16" Deep Single Column Drawer For Mobile Storage Carts (24"W x 16"D x 5.25"H)

FI2416LDR

- 24" Deep Single Column Lockable Drawer (16"W x 24"D x 5.25"H)

FI2436LDR

- 24" Deep Double Wide Column Lockable Drawer (36"W x 24"D x 5.25"H)



FI CATHBOX8

- Slide Out Catheter Box With Frame and Five Plastic Vertical Dividers

**Please note that carts arrive empty and accessories must be ordered separately.
Catheter slides must be mounted under top of cart or a heavy duty metal shelf.

Single Wide



ST26517

- Single wide
- Roll down tambour door
- Key lock
- Bins positioned sideways
- 27"W x 18"D x 64"H



ST26517HG

- Single wide
- Glass door
- Key lock
- Bins positioned sideways
- 27"W x 18"D x 64"H



STLMS80-TSKL

- Single wide
- Full height
- Roll down tambour door
- Key lock
- 19"W x 26"D x 81"H



STLMS80-RGKL

- Single wide
- Full height
- Glass door
- Key lock
- 19"W x 26"D x 81"H



STLMS80-LGKL

- Single wide
- Full height
- Glass door
- Key lock
- 19"W x 26"D x 81"H

Double Wide



ST26525

- Double wide
- Roll down tambour door
- 2 columns
- Key lock
- 36"W x 26"W x 43"H



ST26525HG

- Double wide
- Glass doors
- 2 columns
- Key lock
- 36"W x 26"D x 43"H



ST26527

- Double wide
- Three quarter high
- Roll down tambour door
- 2 columns
- Key lock
- 36"W x 26"D x 64"H



ST26527HG

- Double wide
- Three quarter high
- Glass doors
- Center divider
- 2 columns
- Key lock
- 36"W x 26"D x 64"H

Double Wide



ST2651

- Double wide
- Full height
- Roll down tambour door
- Single column
- Key lock
- 36"W x 26"D x 81"H



ST2651HG

- Double wide
- Full height
- Glass doors
- Double column
- Key lock
- 36"W x 26"D x 81"H



ST2652

- Double wide
- Full height
- Roll down tambour door
- Double column
- Key lock
- 36"W x 26"D x 81"H



ST2652HG

- Double wide
- Full height
- Glass doors
- Key lock
- 36"W x 26"D x 81"H

Triple Wide



ST2653

- Triple wide
- Full height
- Roll down tambour door
- 3 columns
- Key lock
- 53"W x 26"D x 81"H



ST2653HG

- Triple wide
- Full height
- 3 Glass doors
- 3 columns
- Key lock
- 53"W x 26"D x 81"H



ST2653LC

- Triple wide
- Full height
- Roll down tambour door
- 2 columns (1 single column, 1 double column)
- Key lock
- 53"W x 26"D x 81"H



ST2653LCHG

- Triple wide
- Full height
- 2 columns (1 single column, 1 double column)
- 3 glass doors
- Key lock
- 53"W x 26"D x 81"H



ST2653RCHG

- Triple wide
- Full height
- 3 Glass doors
- 2 columns (1 double column, 1 single column)
- Key lock
- 53"W x 26"D x 81"H



ST2653RC

- Triple wide
- Full height
- Roll down tambour door
- 2 columns (1 double column, 1 single column)
- Key lock
- 53"W x 26"D x 81"H

Accessories Matrix

Base Model #	Overall Dimensions	Single, Double, Triple Wide	Door Type	Deep Clear Plastic Bins	Short Bin Dividers	Long Bin Dividers	24" Deep Shelf Divider F1100517	24" Deep - Steel Single Wide Shelf Deep F1100554
ST26517	27"W x 18"D x 64"H	Single	Tambour	✓	✓	✓		
ST26517HG	27"W x 18"D x 64"H	Single	Glass	✓	✓	✓		
STLMS80-TSKL	19"W x 26"D x 81"H	Single	Tambour	✓	✓	✓	✓	✓
STLMS80-RGKL	19"W x 26"D x 81"H	Single	Glass (Right Hinge)	✓	✓	✓	✓	✓
STLMS80-LGKL	19"W x 26"D x 81"H	Single	Glass (Left Hinge)	✓	✓	✓	✓	✓
ST26525	36"W x 26"D x 43"H	Double	Tambour	✓	✓	✓	✓	✓
ST26525HG	36"W x 26"D x 43"H	Double	Glass	✓	✓	✓	✓	✓
ST26527	36"W x 26"D x 64"H	Double	Tambour	✓	✓	✓	✓	✓
ST26527HG	36"W x 26"D x 64"H	Double	Glass	✓	✓	✓	✓	✓
ST2651	36"W x 26"D x 81"H	Double	Tambour				✓	
ST2651HG	36"W x 26"D x 81"H	Double	Glass				✓	
ST2652	36"W x 26"D x 81"H	Double	Tambour	✓	✓	✓	✓	✓
ST2652HG	36"W x 26"D x 81"H	Double	Glass	✓	✓	✓	✓	✓
ST2653	53"W x 26"D x 81"H	Triple	Tambour	✓	✓	✓	✓	✓
ST2653HG	53"W x 26"D x 81"H	Triple	Glass	✓	✓	✓	✓	✓
ST2653LC	53"W x 26"D x 81"H	Triple	Tambour	✓	✓	✓	✓	✓
ST2653RC	53"W x 26"D x 81"H	Triple	Tambour	✓	✓	✓	✓	✓
ST2653LCHG	53"W x 26"D x 81"H	Triple	Column, Left Hinge, 1st	✓	✓	✓	✓	✓
ST2653RCHG	53"W x 26"D x 81"H	Triple	Glass (Single Column, Right Hinge, 3rd Cell)	✓	✓	✓	✓	✓

24" Deep - Steel Single Wide Heavy Duty Shelf With Cross Support F1100620	24" Deep - Steel Double Wide Shelf F1100555	24" Deep - Steel Double Wide Heavy Duty Shelf With Cross Support F1100624	16" Deep Single Column Lockable Drawer (24"W x 16"D x 5.25"H) F11624LDR	24" Deep Single Column Lockable Drawer (16"W x 24"D x 5.25"H) F12416LDR	24" Deep Double Wide Column Lockable Drawer (36"W x 24"D x 5.25"H) F12436LDR	16" Deep Steel Catheter Slide F1100632	24" Deep Steel Catheter Slide F1100629	Slide Out Catheter Box With Frame and Five Plastic Vertical Dividers FICATHBOX8
			✓			✓		
			✓			✓		
✓				✓		✓	✓	
✓				✓		✓	✓	
✓				✓		✓	✓	
✓				✓			✓	
✓				✓			✓	
✓				✓			✓	
	✓	✓			✓	✓	✓	
	✓	✓			✓	✓	✓	
✓				✓			✓	
✓				✓			✓	
✓				✓		✓	✓	
✓				✓		✓	✓	
✓	✓	✓		✓	✓		✓	✓
✓	✓	✓		✓	✓		✓	✓
✓	✓	✓		✓	✓		✓	✓
✓	✓	✓		✓	✓		✓	✓
✓	✓	✓		✓	✓		✓	✓

Skytron's Solutions



Sterile Processing

Processing Sinks and Stainless Offerings
Washers, Ultrasonics, and Cart Washers
Prep & Pack Tables & Sterilizers



Clinical

Surgical Tables
Booms & Lights
Full Offering of Stainless Products



Architectural & Environmental

Modular Walls
Configurable Window and Door Offerings
Built-in Cabinetry



Clinical Business Intelligence

Video Integration
Asset Tracking & Supply Chain Solutions
Surgical Displays

Skytron provides safe and efficient healthcare solutions delivered through a local representative network that values long-term relationships and comprehensive service.

Focused on providing the highest quality solutions while delivering the lowest cost of ownership, we prioritize transparency and accountability in our actions.

To learn more, visit our website at www.skytron.com



5085 Corporate Exchange Blvd. SE
Grand Rapids, MI 49512
1.800.SKYTRON (759-8766)
email: info@skytron.com
www.skytron.com



REV1 03-24
PN L2-010-234