



# ST Series

Mobile Storage Cart



## Flexible Support in the Clinical Space

Efficiency, organization, and accessibility are paramount in the fast-paced world of healthcare. Skytron's ST Series Mobile Storage Carts are designed to elevate your medical facility's storage capabilities, streamline workflows, and enhance patient care. Thoughtfully engineered for medical use, these cabinets provide functionality and practicality to your clinical environment.

### Vital to Your Clinical Setting

- Maintains organization and efficiency in the clinical setting
- Mobility allows for the flexibility of conforming to different clinical tasks
- Maximize your limited space with enhanced space optimization
- Be prepared in times of emergency with organized and mobile storage
- Tailor your cart to your specific specialty needs
- Control infection spread with an easy-to-clean cart surface
- Angle-oriented Panellogic™ shelving design for better visibility and accessibility



Fully  
Configurable  
Menu



Durable  
Construction



Mobile for  
Flexible Use

# Accessories Quick Reference



**Metal Shelf**  
Occupies 2 Cells



**Polycarbonate Bin**  
2" (5cm) H  
Occupies 1 Cell




**Polycarbonate Bin**  
4" (10cm) H  
Occupies 2 Cells



**Polycarbonate Bin**  
8" (20cm) H  
Occupies 3 Cells



**Drawer**  
3.9" (9.9cm) H  
Occupies 3 Cells

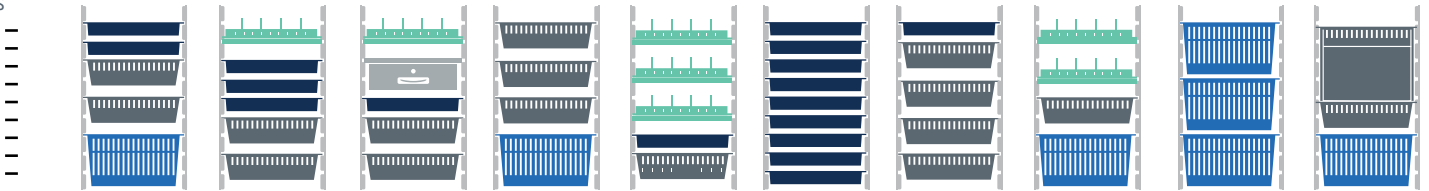


**Catheter Rack**  
Occupies 3- Cells

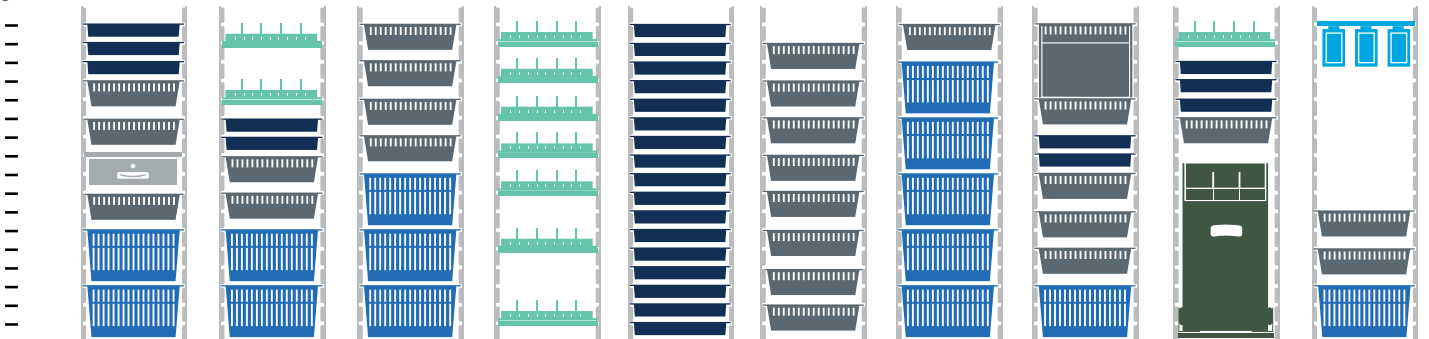


**Catheter Box Bin**  
Occupies 10- Cells  
From Bottom

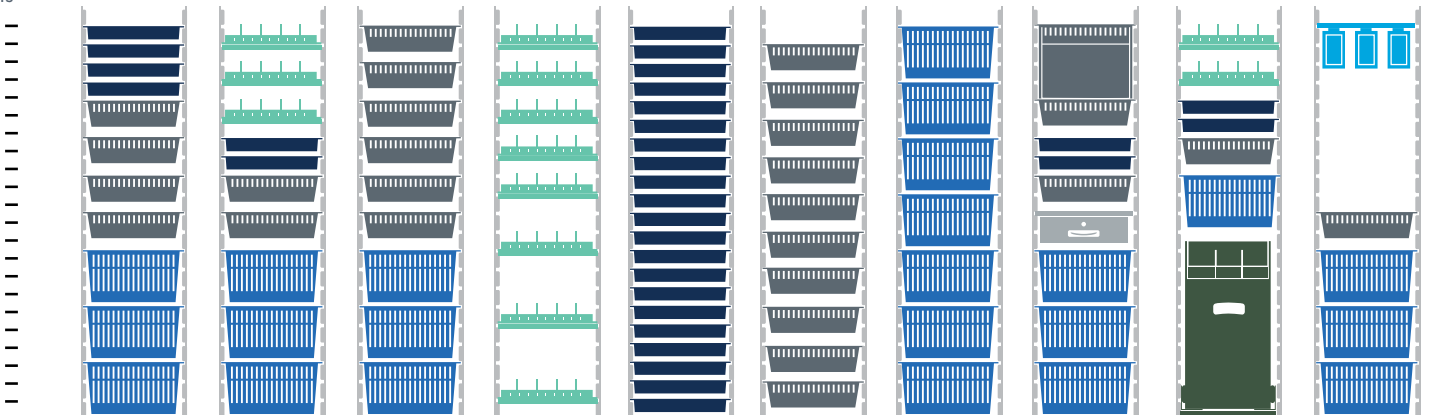
42.7" (106.7 cm) Half Height Carts  
9 Cells



63.8" (162.6 cm) Three Quarter Height Carts  
17 Cells



80.5" (204.6 cm) Full Height Carts  
22 Cells



# Single Wide



## ST26517

- Single wide
- Roll down tambour door
- Key lock
- Bins positioned sideways
- 27"W x 18"D x 64"H



## ST26517HG

- Single wide
- Glass door
- Key lock
- Bins positioned sideways
- 27"W x 18"D x 64"H



## STLMS80-TSKL

- Single wide
- Full height
- Roll down tambour door
- Key lock
- 19"W x 26"D x 81"H



## STLMS80-RGKL

- Single wide
- Full height
- Glass door
- Key lock
- 19"W x 26"D x 81"H



## STLMS80-LGKL

- Single wide
- Full height
- Glass door
- Key lock
- 19"W x 26"D x 81"H

# Double Wide



## ST26525

- Double wide
- Roll down tambour door
- 2 columns
- Key lock
- 36"W x 26"D x 43"H



## ST26525HG

- Double wide
- Glass doors
- 2 columns
- Key lock
- 36"W x 26"D x 43"H



## ST26527

- Double wide
- Three quarter high
- Roll down tambour door
- 2 columns
- Key lock
- 36"W x 26"D x 64"H



## ST26527HG

- Double wide
- Three quarter high
- Glass doors
- Center divider
- 2 columns
- Key lock
- 36"W x 26"D x 64"H

## Double Wide



### ST2651

- Double wide
- Full height
- Roll down tambour door
- Single column
- Key lock
- 36\"W x 26\"D x 81\"H



### ST2651HG

- Double wide
- Full height
- Glass doors
- Single column
- Key lock
- 36\"W x 26\"D x 81\"H



### ST2652

- Double wide
- Full height
- Roll down tambour door
- Double column
- Key lock
- 36\"W x 26\"D x 81\"H



### ST2652HG

- Double wide
- Full height
- Glass doors
- Double column
- Key lock
- 36\"W x 26\"D x 81\"H

## Triple Wide



### ST2653

- Triple wide
- Full height
- Roll down tambour door
- 3 columns
- Key lock
- 53\"W x 26\"D x 81\"H



### ST2653HG

- Triple wide
- Full height
- 3 Glass doors
- 3 columns
- Key lock
- 53\"W x 26\"D x 81\"H



### ST2653LC

- Triple wide
- Full height
- Roll down tambour door
- 2 columns (1 single column, 1 double column)
- Key lock
- 53\"W x 26\"D x 81\"H



### ST2653LCHG

- Triple wide
- Full height
- 2 columns (1 single column, 1 double column)
- 3 glass doors
- Key lock
- 53\"W x 26\"D x 81\"H



### ST2653RCHG

- Triple wide
- Full height
- 3 Glass doors
- 2 columns (1 double column, 1 single column)
- Key lock
- 53\"W x 26\"D x 81\"H



### ST2653RC

- Triple wide
- Full height
- Roll down tambour door
- 2 columns (1 double column, 1 single column)
- Key lock
- 53\"W x 26\"D x 81\"H

# Accessories Matrix

Base Model #	Overall Dimensions	Single, Double, Triple Wide	Door Type	Deep Clear Plastic Bins	Short Bin Dividers	Long Bin Dividers	24" Deep Shelf Divider FI100517	24" Deep - Steel Single Wide Shelf Deep FI100554
ST26517	27"W x 18"D x 64"H	Single	Tambour	✓	✓	✓		
ST26517HG	27"W x 18"D x 64"H	Single	Glass	✓	✓	✓		
STLMS80-TSKL	19"W x 26"D x 81"H	Single	Tambour	✓	✓	✓	✓	✓
STLMS80-RGKL	19"W x 26"D x 81"H	Single	Glass (Right Hinge)	✓	✓	✓	✓	✓
STLMS80-LGKL	19"W x 26"D x 81"H	Single	Glass (Left Hinge)	✓	✓	✓	✓	✓
ST26525	36"W x 26"D x 43"H	Double	Tambour	✓	✓	✓	✓	✓
ST26525HG	36"W x 26"D x 43"H	Double	Glass	✓	✓	✓	✓	✓
ST26527	36"W x 26"D x 64"H	Double	Tambour	✓	✓	✓	✓	✓
ST26527HG	36"W x 26"D x 64"H	Double	Glass	✓	✓	✓	✓	✓
ST2651	36"W x 26"D x 81"H	Double	Tambour				✓	
ST2651HG	36"W x 26"D x 81"H	Double	Glass				✓	
ST2652	36"W x 26"D x 81"H	Double	Tambour	✓	✓	✓	✓	✓
ST2652HG	36"W x 26"D x 81"H	Double	Glass	✓	✓	✓	✓	✓
ST2653	53"W x 26"D x 81"H	Triple	Tambour	✓	✓	✓	✓	✓
ST2653HG	53"W x 26"D x 81"H	Triple	Glass	✓	✓	✓	✓	✓
ST2653LC	53"W x 26"D x 81"H	Triple	Tambour	✓	✓	✓	✓	✓
ST2653RC	53"W x 26"D x 81"H	Triple	Tambour	✓	✓	✓	✓	✓
ST2653LCHG	53"W x 26"D x 81"H	Triple	Glass (Single Column, Left Hinge, 1st Column)	✓	✓	✓	✓	✓
ST2653RCHG	53"W x 26"D x 81"H	Triple	Glass (Single Column, Right Hinge, 3rd Cell)	✓	✓	✓	✓	✓

24" Deep - Steel Single Wide Heavy Duty Shelf With Cross Support FI100620	24" Deep - Steel Double Wide Shelf FI100555	24" Deep - Steel Double Wide Heavy Duty Shelf With Cross Support FI100624	16" Deep Single Column Lockable Drawer (24"W x 16"D x 5.25"H) FI1624LDR	24" Deep Single Column Lockable Drawer (16"W x 24"D x 5.25"H) FI2416LDR	24" Deep Double Wide Column Lockable Drawer (36"W x 24"D x 5.25"H) FI2436LDR	16" Deep Steel Catheter Slide FI100632	24" Deep Steel Catheter Slide FI100629	Slide Out Catheter Box With Frame and Five Plastic Vertical Dividers FICATHBOX8
			✓			✓		
			✓			✓		
✓				✓		✓	✓	
✓				✓		✓	✓	
✓				✓		✓	✓	
✓				✓			✓	
✓				✓			✓	
✓				✓			✓	
✓				✓			✓	
	✓	✓			✓	✓	✓	
	✓	✓			✓	✓	✓	
✓				✓			✓	
✓				✓			✓	
✓				✓		✓	✓	
✓				✓		✓	✓	
✓	✓	✓		✓	✓		✓	✓
✓	✓	✓		✓	✓		✓	✓
✓	✓	✓		✓	✓		✓	✓
✓	✓	✓		✓	✓		✓	✓



# Skytron's Solutions



## Sterile Processing

Processing Sinks and Stainless Offerings  
Washers, Ultrasonics, and Cart Washers  
Prep & Pack Tables & Sterilizers



## Clinical

Surgical Tables  
Booms & Lights  
Full Offering of Stainless Products



## Architectural & Environmental

Modular Walls  
Configurable Window and Door Offerings  
Built-in Cabinetry



## Clinical Business Intelligence

Video Integration  
Asset Tracking & Supply Chain Solutions  
Surgical Displays

Skytron provides safe and efficient healthcare solutions delivered through a local representative network that values long-term relationships and comprehensive service. Focused on providing the highest quality solutions while delivering the lowest cost of ownership, we prioritize transparency and accountability in our actions.

**To learn more, visit our website at [www.skytron.com](http://www.skytron.com)**



5085 Corporate Exchange Blvd. SE  
Grand Rapids, MI 49512  
1.800.SKYTRON (759-8766)  
email: [info@skytron.com](mailto:info@skytron.com)  
[www.skytron.com](http://www.skytron.com)



REV3 02-25  
PN L2-010-234